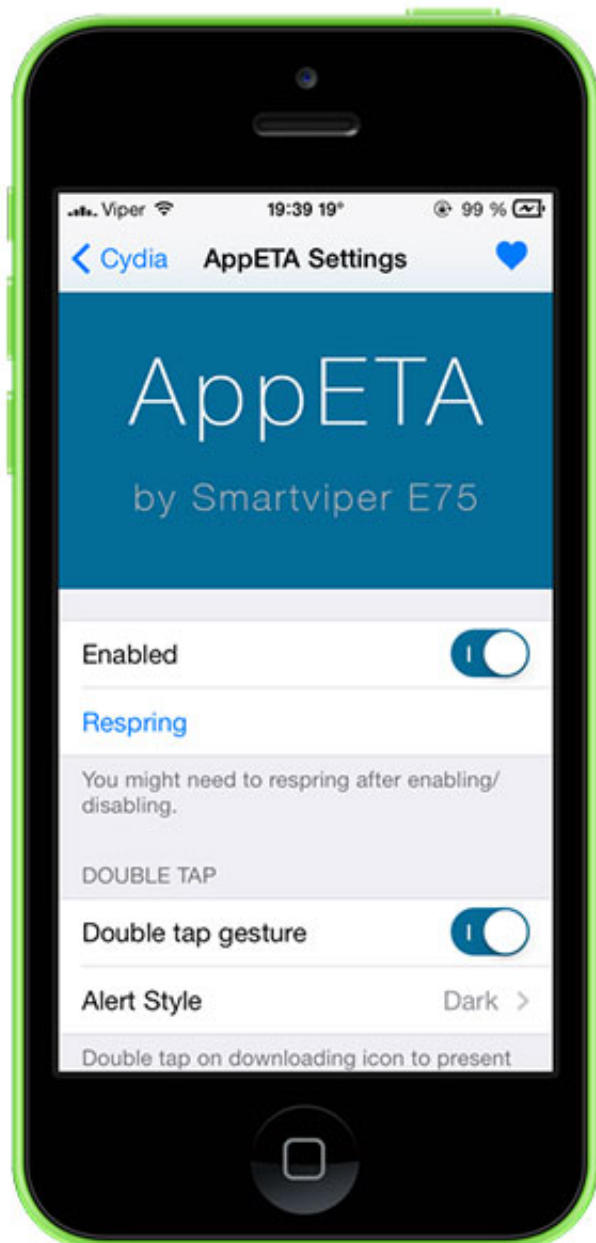




[App For Downloading Photos From Iphone](#)



[App For Downloading Photos From Iphone](#)





---

And it's inconvenient when you've to perform a simple task like transferring photos from your PC to iPhone without opening iTunes.. The unusual situation is even more confusing for iPhone users who have such a Windows laptop.

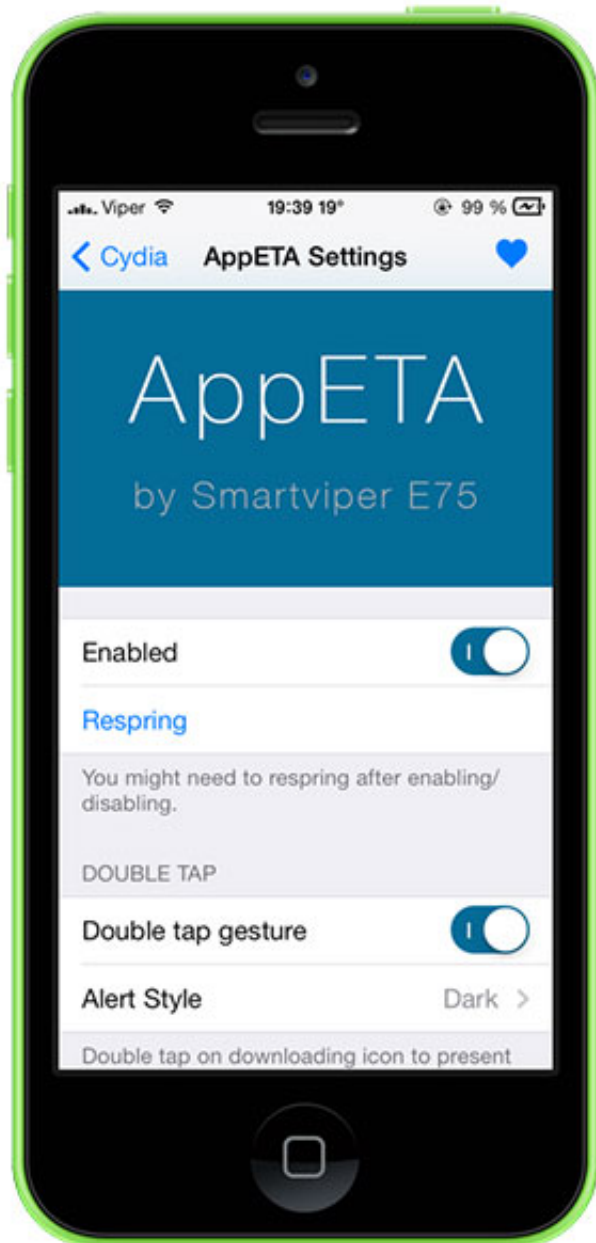
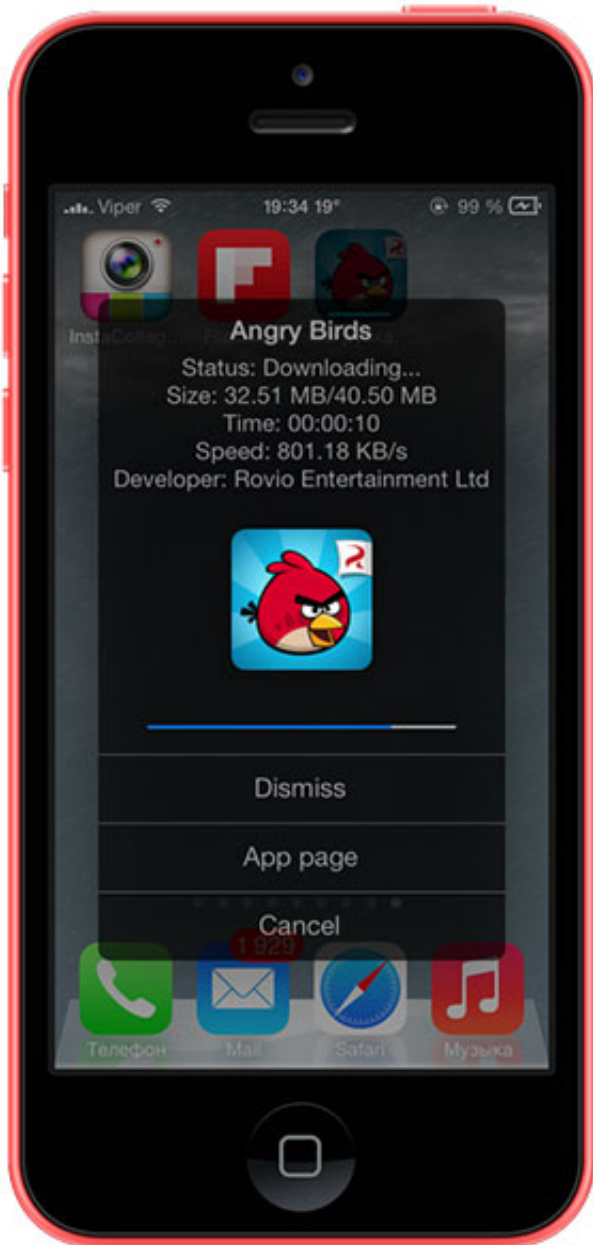
1. [from iphone to android](#)
2. [from iphone to tv](#)
3. [from iphone to pc](#)

Hit Done and you are set to move photos from PC to iCloud By setting up the iCloud service, you will see the separate iCloud Drive section in the File Explorer.. You can create a folder in iCloud Drive and copy the selected photos to it The service will sync the folder and you can access them using the Files app on the iPhone.

## **from iphone to android**

from iphone, from iphone to android, from iphone to tv, from iphone to samsung, from iphone to pc, from iphone to samsung tv, from iphone to hdmi, from iphone 6 to iphone 12, from iphone 8 to iphone 12, from iphone to mac [Colors For Text In Outlook Missing Mac High Sierra](#)

Step 4: Enable Photos option and it will ask you to upload PC photos to the iCloud platform on a certain path.. Use OneDrive to Transfer Photos From PC to iPhoneMicrosoft's OneDrive app tightly integrates in Windows 10.. You can even create folders in the iCloud menu using the file manager and upload select photos directly to the service.. Free Photo Apps For IphoneAlso on Guiding TechFirefox Send vs Dropbox Transfer vs WeTransfer: Which Sharing Service is BetterRead More2. [Gwent Für Mac Free](#)



[Free](#)

[Download Game Ps3 For Ps3](#)

## from iphone to tv

[Visual Studio For Mac Web Development](#)

Sep 03, 2020 May 20, 2020 App To Download Photos From Iphone To PcApp To Download Iphone PicturesFree Photo Apps For IphoneIphone Photo Transfer App FreeApp For Downloading Pictures From Iphone To ComputerNowadays, most Windows laptops have a USB Type-C port for charging and transferring media between devices.. That's because the pre-2019 iPhone models come with a Lightning to USB-A charging cable.. App To Download Photos From Iphone To PcDownload iCloud for WindowsStep 2: Open the iCloud app and sign in using your Apple account credentials.. For instance, Apple iTunes is now available in Microsoft Store for Windows 10 along with key services like iCloud. [DE DALT A BAIX NIVELL C1 VALENCIA.mobi](#)

## from iphone to pc

---

[mitsubishi plc password crack software](#)

You can sync the photos library from PC to iPhone by using the iCloud app on Windows and vice versa.. Also, the stock cable bundled with iPhone isn't of great quality On top of it, you have to deal with iTunes software to transfer files and images from PC to iPhone.. Many laptop makers are ditching the standard USB-A as well as HDMI ports and forcing the consumers to buy dongles instead.. That's great for laptops and desktops with at least one USB-A port However, newer laptops that have only USB Type-C ports would work with the Lightning to USB-C cable — that's available only with the iPhone 11 series.. App To Download Iphone PicturesStep 3: iCloud app will show various options to synchronize data with the PC — iCloud Drive, Photos, Mail, Contacts, Calendar, Tasks, and Bookmarks.. Apr 14, 2011 Apr 10, 2018 In this post, we shall share four best ways to transfer photos and videos from PC/Windows laptop to iPhone without dealing with any cables or iTunes.. Follow the steps below to set it up Step 1: Download the iCloud app from the Microsoft Store on Windows.. Let's get started 1 Use the iCloud Windows App to Transfer Photos From PC to iPhoneThankfully, Apple and Microsoft offer enough solutions to make life easy for iPhone and PC users. 0041d406d9 [km into mph converter download free for windows 10 education 32](#)

0041d406d9

[Disk Drill 3.3.846](#)